



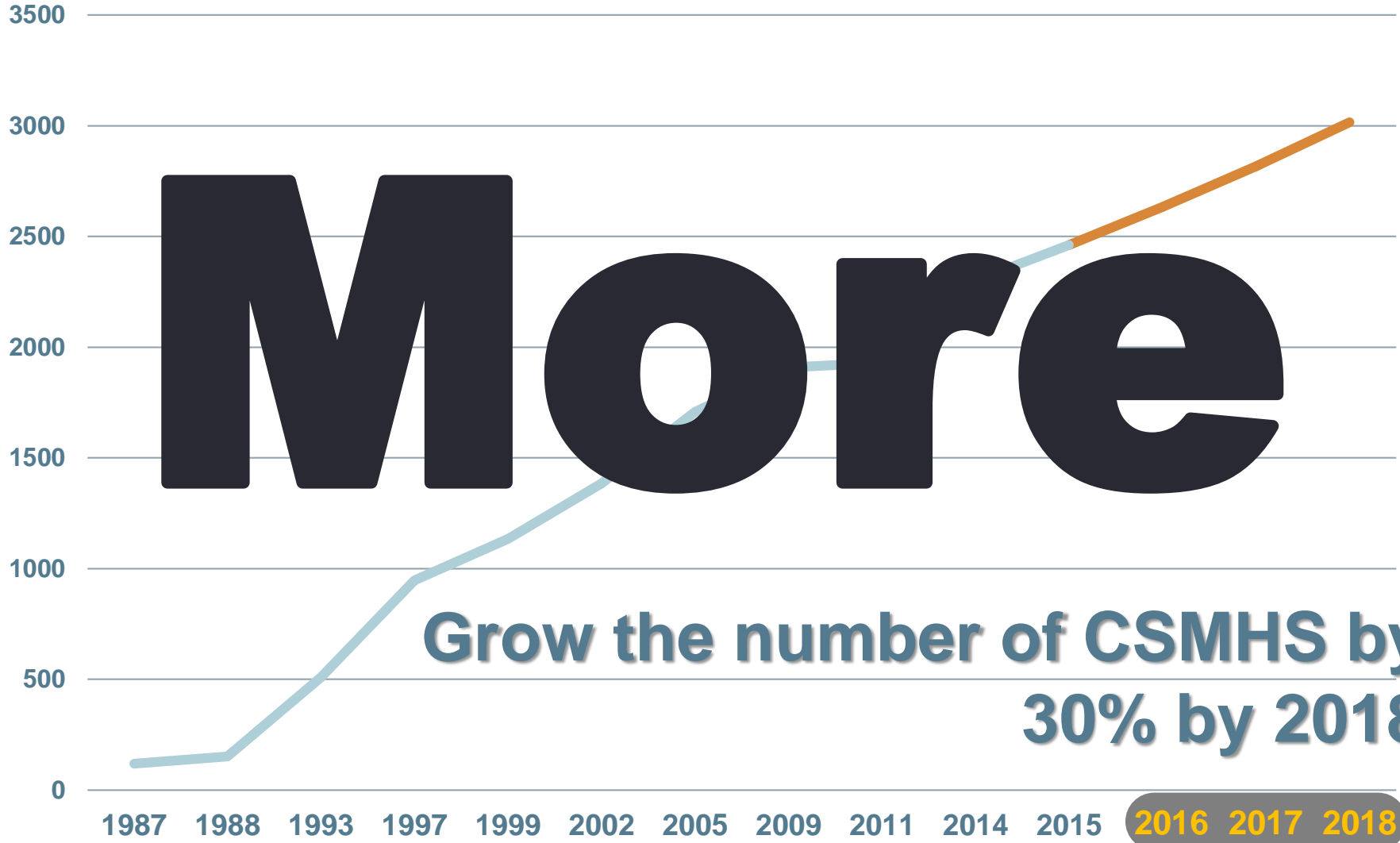
UNIVERSITY *of* MARYLAND  
SCHOOL OF MEDICINE

---

# ESSA and the National School Mental Health Census and Performance Measures via the SHAPE System

Center for School Mental Health





# Great

Comprehensive School Mental Health Systems


**50%** documenting  
standardized  
performance  
metrics

# National SMH Census and Performance Measures Background and Development

- Source review
- Expert consensus
- Project Advisory Group nominal group decision-making
- School mental health stakeholder modified Delphi process
- Revisions via feedback from early adopters

# The SHAPE System

- The School Health Assessment and Performance Evaluation (SHAPE) System for school mental health systems is an interactive system designed to improve school mental health accountability, excellence, and sustainability.



<http://theshapesystem.com>

# The SHAPE System and ESSA

Register to Improve Your School Mental Health System



**Free Custom Reports**



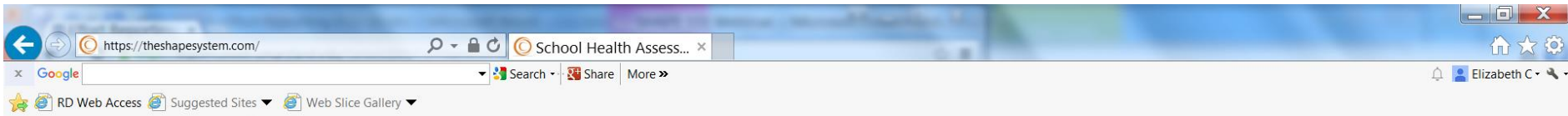
**Strategic Team Planning**



**Free Resources**



**Be Counted**



## School Health Assessment and Performance Evaluation System

Login

[Home](#) [About Us](#) [How to Register](#) [Privacy/Security](#) [FAQs](#) [Contact Us](#)

### Join Us!


When you click Join Now and answer a few questions, your school mental health system will be counted in the National School Mental Health Census and will receive a Blue Star SHAPE Recognition.

Also, we will use your name and e-mail address to update you on SHAPE System news and resources. Anyone (district/school leader, educator, health/mental health provider, parent, student, etc.) from a school system can join us!

[Join Now](#)

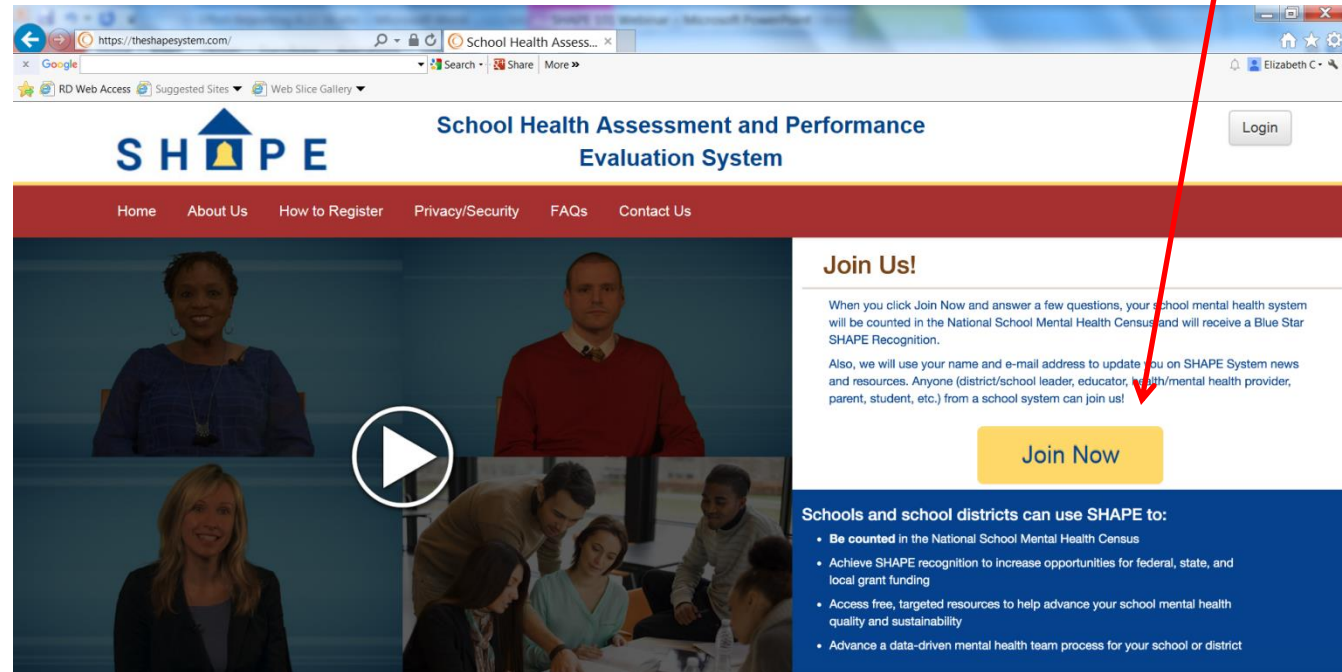
### Schools and school districts can use SHAPE to:

- Be counted in the National School Mental Health Census
- Achieve SHAPE recognition to increase opportunities for federal, state, and local grant funding
- Access free, targeted resources to help advance your school mental health quality and sustainability
- Advance a data-driven mental health team process for your school or district



# National SMH Census (abbreviated): Join Us!

- Complete individually
- Enter name and email address to stay updated about SHAPE news and resources
- Report on 10 brief questions about your CSMHS
- 5 minutes or less



The screenshot shows the SHAPE (School Health Assessment and Performance Evaluation System) website. The page features a navigation menu with links for Home, About Us, How to Register, Privacy/Security, FAQs, and Contact Us. A central video player displays a group of people. On the right side, there is a 'Join Us!' section with a yellow 'Join Now' button. A red arrow points from the top right of the slide to the 'Join Now' button. Below the 'Join Us!' section, there is a blue box titled 'Schools and school districts can use SHAPE to:' followed by a list of benefits.

**Join Us!**

When you click Join Now and answer a few questions, your school mental health system will be counted in the National School Mental Health Census and will receive a Blue Star SHAPE Recognition.

Also, we will use your name and e-mail address to update you on SHAPE System news and resources. Anyone (district/school leader, educator, health/mental health provider, parent, student, etc.) from a school system can join us!

[Join Now](#)

**Schools and school districts can use SHAPE to:**

- **Be counted** in the National School Mental Health Census
- Achieve SHAPE recognition to increase opportunities for federal, state, and local grant funding
- Access free, targeted resources to help advance your school mental health quality and sustainability
- Advance a data-driven mental health team process for your school or district



# National SMH Census (full version): School Mental Health Profile

- Complete with school or district team
- Reporting information for last school year (2015-2016)
- Sections:
  - I. SHAPE System Leader Information
  - II. School/District Information
  - III. School Mental Health System
    - a. Students Served and Data Systems
    - b. District Staffing
    - c. Services Provided

# National SMH Census (full version): School Mental Health Profile

**STEP 1: Register by selecting your school/district from drop-down menus**

**STEP 2: Create personal log in information to view your district account**

**STEP 3: Click on the SMH Profile icon to view the questionnaire and complete with your team**

## How to Register

### Welcome!

Thank you for expressing an interest in registering your school or district comprehensive school mental health system (CSMHS) with The SHAPE System! SHAPE is a free, secure, web-based platform designed just for school mental health systems.

**A Comprehensive School Mental Health System (CSMHS) is defined as a school/district-community-family partnership that provides a multi-tiered continuum of evidence-based mental health services to support students, families, and the school community.** Your system includes any group of individuals working together to support the social, emotional, and behavioral well-being of students, their families, and schools.

To register, you must complete the School Mental Health Profile with your team. This establishes an account for your school mental health team, allowing you to:

- Be "counted" in the National School Mental Health Census
- Self-assess your school mental health resources, staffing, and service array
- Self-assess your quality and sustainability performance
- View and print free customized reports
- Obtain free school mental health tools and resources
- Invite individual team members at your school join your account
- [Achieve SHAPE recognition](#) to increase opportunities for federal, state, and local grant funding

### How do I get started?

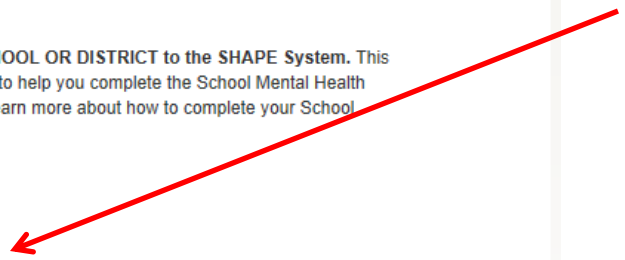
Select your state, district and school (if applicable) to **ADD YOUR SCHOOL OR DISTRICT to the SHAPE System**. This will establish your account, from which you can invite other team members to help you complete the School Mental Health Profile. **You may register your CSMHS at the district or school level.** Learn more about how to complete your School Mental Health Profile collaboratively with your [school](#) or [district](#) team.

- I am registering a school district  
 I am registering a school

State

District

Register District



STEP 1

# STEP 2

(CSMHS) with the SHAPE System. SHAPE is a free, secure, web-based platform designed just for school mental health systems.

A Comprehensive partnership that families, and the emotional, and be

To register, you m mental health team

- Be "counter
- Self-assess
- Self-assess
- View and p
- Obtain free
- Invite indivi
- Achieve SHAPE recognition to increase opportunities for federal, state, and local grant funding

Registration Initiated

You have selected to register ALABAMA CLINICAL SCHOOL.

Please enter your e-mail address to proceed with your registration.

E-mail Address

Submit

community-family support students, to support the social,

count for your school

## How do I get started?

Select your state, district and school (if applicable) to ADD YOUR SCHOOL OR DISTRICT to the SHAPE System. This will establish your account, from which you can invite other team members to help you complete the School Mental Health Profile. You may register your CSMHS at the district or school level. Learn more about how to complete your School Mental Health Profile <http://theshapesystem.com/cv/districtAdmin/2078>



## School Health Assessment and Performance Evaluation System

- Home
- About Us
- How to Register
- Privacy/Security
- FAQs
- Contact Us

State

District

## SHAPE Login

Login

Login  Remember me

[Forgot your password?](#)

# STEP 3

**SHAPE** School Health Assessment and Performance Evaluation System Elizabeth Connors

Home About Us How to Register Privacy/Security FAQs Contact Us My Account

View Selection / District Admin

## ALABAMA CLINICAL SCHOOL

School Behavioral Health System

System Performance My Schools Resource Library Team Members

Welcome to The SHAPE System! This account you created can be used to rate your system's performance, track student progress, and obtain free, customized resources and reports specific to school mental health. To get started, please click the button below to complete your District Mental Health Profile. If you need to allow access to other members of your district mental health team to help you complete the profile, click the Team Members tab to add them to your district account.

**District Mental Health Profile**

## Complete Registration



### School Mental Health Profile for Districts

Page 1 of 8

Welcome to the School Mental Health Profile, a way for the schools in your district to document the structure and operations of their comprehensive school mental health system (CSMHS). CSMHSs are defined as school district-community partnerships that provide a continuum of mental health services to support students, families and the school community. "Mental health services" include activities, services, and supports that address the social, emotional, and behavioral well-being of students, including substance use.

This Profile is part of the National School Mental Health Census, an effort to capture the current status of school mental health nationally. Complete your School Mental Health Profile today to access the SHAPE System, a free, web-based tool to improve the quality and sustainability of your CSMHS.

You may [PRINT a blank version of this form](#) for reference.

#### How do I answer for ALL the schools in our district?

We anticipate most districts will have schools with a range of progress in school mental health, a variety of data collection and reporting strategies, and other characteristics queried on this profile. However, we ask that you do your best to respond based on your district as a whole based on the data you have access to and can estimate.

**TIME FRAME: Please complete these questions for LAST SCHOOL YEAR.**

(This includes all activities conducted between July 1 through June 30 of the last year. For instance, if today's date is between July 1, 2015 through June 30, 2016, your reporting period is July 1, 2014 through June 30, 2015.)

[Save and Continue](#)





## School Health Assessment and Performance

Elizabeth Connors ▾

[Home](#) [About Us](#) [How to Register](#)

[View Selection](#) / [District Admin](#)

# ALABAMA CL

## School Behavioral He

**Your District Mental Health Profile is Complete!**

Congratulations on completing your District Mental Health Profile and registering to use The SHAPE System.

OK

Mental Health Profile Updated:  
August 23, 2016

[Certificate](#) [View](#) [Update](#)

System Performance

My Schools

Resource Library

Team Members

Thanks for completing the District Mental Health Profile! To produce customized reports for your district to assist in improving your mental health program, please complete the Quality and Sustainability assessments below.



**Quality**

Assessment Needed

Complete Assessment



**Sustainability**

Assessment Needed

Complete Assessment

# SCHOOL DISTRICT MENTAL HEALTH PROFILE | YUPIIT SCHOOL DISTRICT



Last Updated: April 22, 2016

## Understanding this Summary.

This report is generated based on the information you provided for your School District Mental Health Profile.

This profile provides a snapshot of the structure and operations of your school district's comprehensive school mental health system.

Number of schools in your district:

**3**

Number of students in grades K-12:

**460**

Grades served:

**K-12**

## About Your School District Mental Health Report

Congratulations! Your district's team has been counted in the National School Mental Health Census and achieved Bronze SHAPE recognition for completing the School Mental Health Profile. Complete the National School Mental Health Performance Measures on SHAPE (the Quality and Sustainability Assessments) to achieve Silver and Gold SHAPE Recognition.



SCHOOL DISTRICT  
STAFFING INFORMATION | YUPIIT SCHOOL DISTRICT



Last Updated: April 22, 2016

STAFF MEMBER	SCHOOL School or school district employed		COMMUNITY Not school or school district employed (e.g., community mental health partner employed)	
	Number of Members	Total FTE	Number of Members	Total FTE
School Guidance Counselor				
School Nurse				
School Physician				
School Psychologist				
School Resource Officer				
School Social Worker				
Social Worker				
Speech/Language Therapist				
State Department of Child Welfare Representative				
State Department of Education Representative				
State Department of Juvenile Justice Representative				
Substance Abuse Specialist				
Trainee (e.g., counseling, social work, psychology, psychiatry)				
Youth/Family Advocate				



[View Selection](#) / [District Admin](#)

## ALABAMA CLINICAL SCHOOL

### School Behavioral Health System

Mental Health Profile Updated:  
August 23, 2016

[Certificate](#) [View](#) [Update](#)

**System Performance**

[My Schools](#)

[Resource Library](#)

[Team Members](#)

Thanks for completing the District Mental Health Profile! To produce customized reports for your district to assist in improving your mental health program, please complete the Quality and Sustainability assessments below.



### Quality

Assessment Needed

[Complete Assessment](#)



### Sustainability

Assessment Needed

[Complete Assessment](#)

# National SMH Performance Measure

## Domains: **Quality**

- **CSMHS "Quality"** – refers to the characteristics which contribute to or directly represent the overall standard of services and supports provided in schools, based on established best practices in school mental health research, policy and practice.

# CSMHS Quality Domains

Needs Assessment/  
Resource Mapping

Evidence-based  
Supports and Services  
(Tier 1/2/3)

Student Outcomes and  
Data Systems  
(Tier 1/2/3)

Teaming

Screening

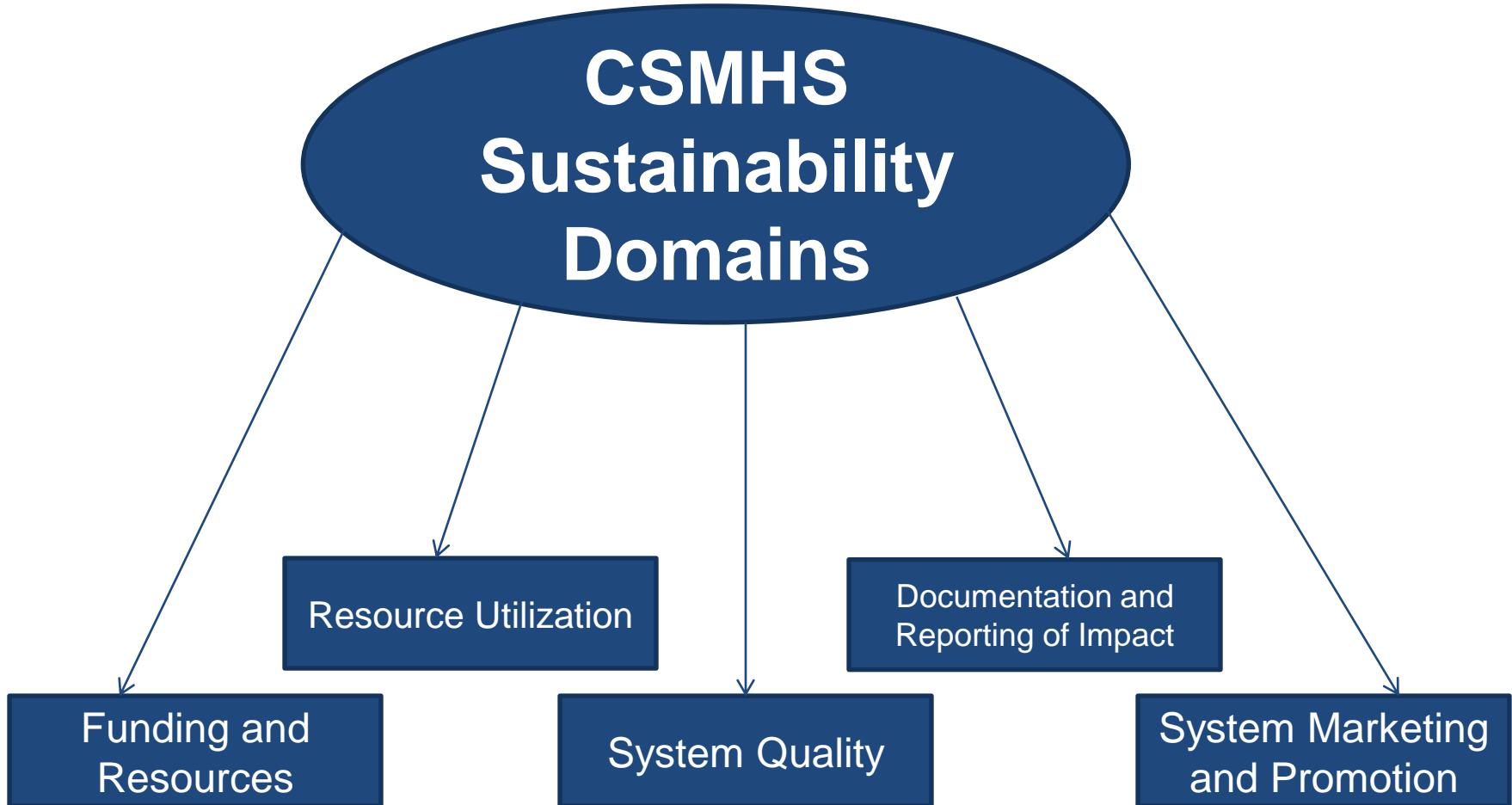
Evidence-based  
Implementation

Data-Driven  
Decision Making

# National SMH Performance Measure

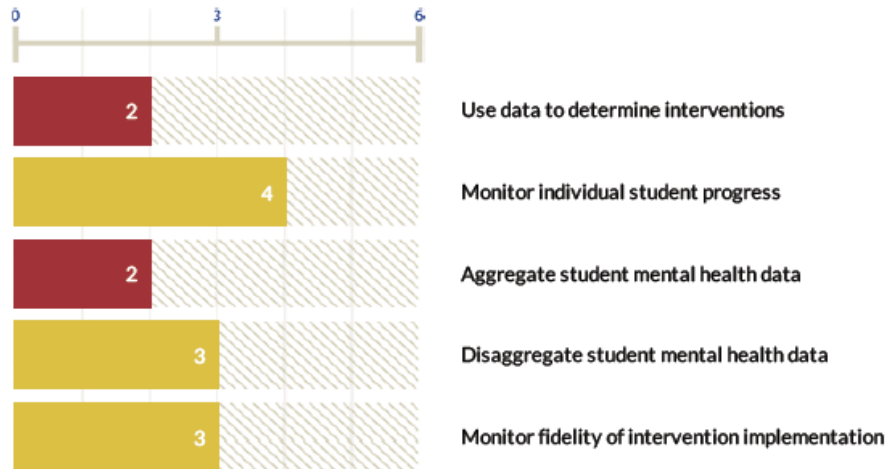
## Domains: Sustainability

- **CSMHS "Sustainability"** – refers to the financial and non-financial dimensions of maintaining or supporting a self-sustaining system over time, in which its operational structure and capacity is sound and can evolve and adapt to match the changing needs of students, families, schools, communities, and other systems in their context.





OVERALL COMPOSITE SCORE: 2.80



### About Data Driven Decision Making

Data driven decision making (DDDM) is the process of using observations and other relevant data/information to make decisions that are fair and objective. Examples of data include mental health screening, climate surveys, attendance, discipline referrals, and classroom observational data. Your CSMHS team's DDDM self-assessment score comprises your ratings on five indicators: (1) using data to determine mental health interventions needed by students; (2) using a system for monitoring individual student progress; (3) monitoring fidelity of intervention implementation across tiers; (4) using a system for aggregating student mental health service and support data; and (5) using a system for disaggregating student mental health service data. Primary action steps to advance your CSMHS's performance in the area of DDDM include evaluating your current DDDM process and data sources to ensure you are maximizing opportunities to use data to identify, monitor, and evaluate target concerns at the student, classroom, and/or school levels. For more in-depth guidance and specific strategies to advance your CSMHS DDDM processes, please refer to:

Resource Library > Quality Progress Report and Resources >  
Quality Guide: Data Driven Decision Making



## QUALITY DOMAIN | Strategic Planning Guide

Thank you for completing the *School Mental Health Quality Assessment Survey*. We encourage you to meet with your school mental health team and review your scores on each performance domain provided in this report and engage in a strategic planning process to guide quality improvement. Quality guides are available for each performance domain and indicator with action steps and resources to guide improvement. Consider using these materials and the *Strategic Planning Guide* to create a strategic plan for improving your team's performance in one or more areas.

List the domain(s) on which you scored the lowest (Emerging and Progressing) and evaluate your system's capacity and motivation to implement change in each domain.

Domain	Need for change (1-10) 1=no need 10=great need	Desire to change (1-10) 1=no desire 10=great desire	Resources to achieve change (1-10) 1=no resources 10=many resources	Barriers to change (1-10) 1=no barriers 10=many barriers
1.				
2.				
3.				

Select one domain from the list above that your team wants to improve.

DOMAIN: \_\_\_\_\_





# Quality

Last Updated: April 22, 2016



# Sustainability

Assessment Needed

[Complete Assessment](#)

## Quality Progress Report and Resources

April 22, 2016 - Jane Doe

[Progress Report](#)

[Completed Survey](#)

[New Survey](#)

Filter: **All** | [Teaming](#) | [Resource Mapping](#) | [Screening](#) | [Services & Supports](#) | [Implementation](#) | [Outcomes & Data](#) | [Decision Making](#)



Quality Guide: Teaming



Quality Guide: Needs Assessment/Resource Mapping



Quality Guide: Screening



Quality Guide: Evidence-Based Services and Supports



Quality Guide: Evidence-Based Implementation



Quality Guide: Student Outcomes and Data Systems



Quality Guide: Data Driven Decision Making



211.org



Advancing Education



A Framework for Effectively



A Road Map to Implementing



Blueprints for Healthy Development



## Quality Guide: Evidence-Based Implementation

The *Quality Guide: Evidence-Based Implementation* is part of a collection of resources developed by the Center for School Mental Health for The SHAPE System that provides guidance to help comprehensive school mental health systems (CSMHSs) advance the quality and sustainability of their services and supports. This guide includes background information on implementation in school mental health, possible action steps, and resources to help systems incorporate evidence-based implementation strategies into a long-term quality improvement plan.

### Background:

The *Evidence-based Implementation* domain within the *School Mental Health Quality Assessment Survey* comprises three indicators to help determine a system's current capacity for implementing evidence-based practices and programs (EBPs). These indicators measure the extent to which your school or district:

- (1) ...has processes in place for determining whether a school mental health service or support is evidence-based;
- (2) ...has evidence-based services and supports that fit the unique strengths, needs, and cultural and linguistic considerations of your students and families, and
- (3) ...utilizes best practices to support training and implementation of mental health services and supports.

Evidence-based services and supports are supported by data and evidence that indicate that they are effective interventions. Research shows that evidence-based services and supports provide students with a higher quality of care than programs without an evidence base, but there are many factors to consider when selecting and implementing them.

Evidence-based implementation is the integration of research findings from implementation science to school mental health care policy, practice, and operations. This involves the selection of appropriate evidence-based services and supports as well as utilization of effective, best practice strategies informed by implementation science to support and sustain those services and supports. Implementation science is the study of methods that promote the integration of research findings and evidence into health care policy and practice. Implementation science emphasizes an understanding of organizational characteristics and behaviors of healthcare professionals and others as key variables in the sustainable uptake, adoption, and implementation of evidence-based interventions. When implementation is conducted in a purposeful manner with appropriate planning and support, success is achieved at rates greater than 80% in the first three years. Without proper implementation support, long-term success rates are very low.

*Evidence-based implementation is the integration of research findings from implementation science to school mental health care policy, practice, and operations.*



## Quality Guide: Data Driven Decision Making

The *Quality Guide: Data Driven Decision Making (DDDM)* is part of a collection of resources developed by the Center for School Mental Health for The SHAPE System that provides guidance to help comprehensive school mental health systems (CSMHSs) advance the quality and sustainability of their services and supports. This guide includes background information on DDDM, possible action steps, and resources to help systems incorporate DDDM into a long-term quality program plan.

### Background:

The *Data-Driven Decision Making (DDDM)* domain within the *School Mental Health Quality Assessment Survey* comprises four indicators to help determine a system's capacity for making data-informed decisions about its school mental health services. These indicators include:

- (1) Use of data to determine mental health services needed by students
- (2) Use of a system for monitoring individual student progress
- (3) Use of a system for aggregating student mental health service and support data to share with stakeholders and make decisions about mental health service planning and implementation
- (4) Use of a system for disaggregating student mental health service data to examine school mental health system level outcomes based on subpopulation characteristics

Data-driven decision making is the process of using observations and other relevant data/information to make decisions that are fair and objective. DDDM can help inform decisions related to appropriate student supports and be used to monitor progress and outcomes across multiple tiers (mental health promotion to selective and indicated intervention).

“Data” refers to individual facts, statistics, or items of information used as a basis for reasoning, discussion, or calculation. In the case of schools and the classroom setting, data can include information collected from multiple sources such as the student, educators, caregivers, primary care, and health and mental health providers.

*Data-driven decision making is the process of using observations and other relevant data/information to make decisions that are fair and objective.*

Data in schools may include:

- ✓ Grades
- ✓ Attendance/Seat time
- ✓ Office referrals/Suspensions/Expulsions
- ✓ Performance test scores
- ✓ Achievement or benchmark test scores
- ✓ Mental health screenings and assessments
- ✓ Behavioral observations
- ✓ Crisis incidents
- ✓ School climate surveys



*View, print,  
share and review  
the SMH Profile  
and Quality and  
Sustainability  
Assessments  
anytime by  
visiting SHAPE  
home page*

## Strategic Team Planning



The SHAPE System is a free, private, web-based portal that offers a virtual work space for your school mental health team to document, track, and advance your quality and sustainability improvement goals. Many CSMHSS report that their teams would benefit from a mechanism to improve collaborative planning and communication among their multidisciplinary school mental health team.

The SHAPE System allows you to invite any school-based, community- or school-employed team members to your SHAPE account, where you can work as a coordinated, collaborative team to assess, document, and plan around the quality and sustainability of your school mental health services and supports.

Preview the quality and sustainability assessments:

- [School Quality Indicators](#) (376 KB PDF)
- [School Sustainability Indicators](#) (677 KB PDF)
- [District Quality Indicators](#) (688 KB PDF)
- [District Sustainability Indicators](#) (514 KB PDF)

## Free Resources



With a SHAPE account, you and your team members have access to a comprehensive repository with up-to-date, public access resources hand selected by a team of school mental health experts. Sort resources by topic to hone in on the specific quality and sustainability goals your team is working toward. Use the repository to generate ideas for action steps related to your own improvement goals and share these resources with your colleagues.

## Be Counted



By engaging with The SHAPE System in any way, your school or district mental health system will become a part of the national school mental health movement toward accountability, excellence, and sustainability. If you are a stakeholder or team member of a school mental health system at the school or district level, the National School Mental Health Census should include your system! By answering a few brief questions via the Join Us button, we can count your school or district in our National School Mental Health Census and add you to our mailing list to keep you updated on SHAPE news and events.

Preview the National School Mental Health Census:

- [School Version](#) (520 KB PDF)
- [District Version](#) (583 KB PDF)

# Earn **SHOPE** Recognition







## **GOLD LEVEL SHAPE RECOGNITION**

**YUPIIT SCHOOL DISTRICT**

has hereby achieved the highest level of SHAPE recognition by completing the National School Mental Health Performance Measures of Quality and Sustainability and the School Mental Health Profile to be counted in the National School Mental Health Census.

PRESENTED BY: The Center for School Mental Health

ON THIS DAY: April 22, 2016





## Join Us!

When you click Join Now and answer a few questions, your school mental health system will be counted in the National School Mental Health Census and will receive a Blue Star SHAPE Recognition.

Also, we will use your name and e-mail address to update you on SHAPE System news and resources. Anyone (district/school leader, educator, health/mental health provider, parent, student, etc.) from a school system can join us!

[Join Now](#)

### Schools and school districts can use SHAPE to:

- **Be counted** in the National School Mental Health Census
- Achieve SHAPE recognition to increase opportunities for federal, state, and local grant funding
- Access free, targeted resources to help advance your school mental health quality and sustainability
- Advance a data-driven mental health team process for your school or district

## Register to Improve Your School Mental Health System



Free Custom Reports



Strategic Team Planning



Free Resources



Be Counted

<http://theshapesystem.com/>



UNIVERSITY *of* MARYLAND  
SCHOOL OF MEDICINE



# Bringing it Home: Resources and Guidance to Bring Back to your State/District/School





- Review ESSA resources
- Join Us! via the SHAPE System
- <http://theshapesystem.com/>
- <https://safesupportivelearning.ed.gov/edscls>
- Schedule/plan/strategize for future actions with colleagues at home in your school/district/state